

Улаанбаатар 2 Сэжун ИНСТИТУТ

Алсын зайн сургалтын зааварчилгаа

www.sejonghaktang.org сайтаар
Online King Sejong Institute (www.iksi.or.kr)
сайтад холбогдох боломжтой.

The screenshot shows the homepage of the King Sejong Institute. At the top, there is a navigation bar with the URL <https://www.sejonghaktang.org/sjcu/home/intro.do>. Below the navigation bar, the logo of the King Sejong Institute Foundation is visible. The main content area features a large banner with the Korean text "모두가 한국어와 한국문화로 꿈꾸는 세상을 만들어갑니다." and the English translation "Building a world where dreams are fulfilled through Korean language and culture". Below the banner, there are three main sections: "King Sejong Institute Foundation" (red background), "Online King Sejong Institute" (green background), and "Nuri-Sejonghaktang" (blue background). The "Online King Sejong Institute" section has a language selection menu with buttons for "한국어", "ENGLISH", and "中文". The "ENGLISH" button is circled in yellow. A blue arrow points from the text "Анхан шатны суралцагчид англи хэлийг сонгох боломжтой" to the "ENGLISH" button. The "Nuri-Sejonghaktang" section has a user selection menu with buttons for "한국어", "ENGLISH", "中文", and "Español", and a "교원(Teacher)" button.

Анхан шатны суралцагчид англи хэлийг сонгох боломжтой

www.iksi.or.kr сайтыг ашиглан Сэжун институтын суралцагчид дэлхийн хаанаас ч солонгос хэлний анхан дунд шатны хичээлийг сонсох боломжтой.

The screenshot displays the King Sejong Institute website. At the top left is the logo and name '세종학당 King Sejong Institute'. A search bar is located at the top center. On the top right, there are language selection buttons for 'ENG' and '中文', and a 'Login' button highlighted with a yellow circle. Below the search bar, there are navigation tabs for 'Curriculum Learning Information' and 'Overall Curriculum Search'. The main content area features a large banner with the title '온라인 세종학당 개강' (Online King Sejong Institute Opening) and the text '이제 온라인에서 세종학당을 만나보세요.' (Meet King Sejong Institute online now). Below the banner is an illustration of diverse people. To the right, a 'Notice' section lists three lectures with their dates and view counts. At the bottom, there is a blue navigation bar with search and refresh icons, and a list of active sessions. The footer contains the text 'Start customized Korean learning with the online Korean level test.' and a link 'Go to Korean level test'.

세종학당 King Sejong Institute

Frequently Searched Keywords | 표준과정, 종합과정, 코스넷 과정, 한국어 레벨 테스트

ENG 中文

Login

Login My class

Curriculum Learning Information Overall Curriculum Search

온라인 세종학당 개강

이제 온라인에서 세종학당을 만나보세요.

Notice

Lecture 온라인 세종학당 레벨 테스트 응시 안내 2020-03-17 936

Lecture 온라인 세종학당 교육 과정 학습 안내 2020-03-17 733

Lecture 코로나바이러스감염증-19 확산에 따른 '20년 상반기 세종학당 온라인 교육 특' 2020-03-17 717

호찌민3 × 오경연 × 호찌민3 × 베트남 건너 × [베트남 건너] 초급 1B2 이해정 (세종2) ×

Start customized Korean learning with the online Korean level test.

Go to Korean level test

<https://www.iksi.or.kr/lms/login/login.do>

Бүртгүүлж орох хэсэг

Бүртгэлтэй цахим хаяг, нууц үгээр нэвтрэн орно.
Бүртгэлгүй бол **Register** хэсгээр бүртгүүлнэ.

The screenshot displays the website interface for King Sejong Institute. At the top left is the logo with the text "세종학당 King Sejong Institute". A search bar is located at the top center. On the top right, there are language selection buttons for "KOR", "ENG", and "中文", along with "Login" and "My class" links. Below the header is a navigation menu with three items: "Curriculum Learning Information", "Overall Curriculum Search", and "Notice". The main content area features a "Login" form with input fields for a username and password, a blue "Login" button, a "Remember E-mail" checkbox, and a link to "회원가입 페이지로 이동" (Move to registration page). Below these are three radio button options: "Register" (which is circled in yellow), "Search ID", and "Search Password". The footer contains logos for various organizations: "관련기관누리집" (Related Institution Websites), "VKC (재)한국방문위원회 VISIT KOREA COMMITTEE", "문화체육관광부" (Ministry of Culture, Sports and Tourism), "국가보훈처" (National Council for Veterans Affairs), "국립국어원" (National Korean Language Commission), and "국립한글박물관" (National Hangeul Museum), followed by left and right navigation arrows.

Шинээр бүртгүүлэх хэсгийн **Step 1** – ийн доод хэсэгт байгаа зөвшөөрсөн хэсгийг бүгдийг тэмдэглэж өгнө. **Create an Account** хэсгийг дарна.

Step 1 | condition agreement Step 2 | Information Step 3 | Completed

※ Under 14 years old is not allowed for website registration (based on Privacy Law Article 22 Clause 6)

Term and Conditions

Article 11 (Disclosure of Information and Posting of Promotional Articles)
Article 12 (Management of Website Postings)
Article 13 (Service Restrictions)
Chapter 4 Obligations and Responsibilities
Article 14 (Obligations of the Website)
Article 15 (Obligations of Member)
Chapter 5 Other's
Article 16 (Ownership of Website)
Article 17 (Prohibition of Transfer)
Article 18 (Indemnification)
Article 19 (Exemption)

Agreement to personal information collection and use

A. Purpose of Personal Information Collection
- The King Sejong Institute Foundation collects personal information to process membership registration, customer service, learner progress check, mileage point management, as well as to provide various services and contents through Nuri-King Sejong Institute and to develop systems (preliminary survey, satisfaction survey, other surveys, etc.). In principle, the King Sejong Institute Foundation processes users' personal information within the scope of the purpose of personal information collection and usage. The foundation does not process the information beyond the stated scope or provide it to a third party without advance agreement by users.

B. Collected Personal Information
- The King Sejong Institute Foundation collects minimum information required to provide member services when users sign up on its website. The following personal information

Personal information consignment


A. We entrust the personal information handling business as follows for more efficient operation.

Trustees	Entrusted business	Period for keeping and using personal information
Stormmedia Co., Ltd.	Proxy execution of the business for Nuri-Sejong Hakdang	Until the completion of the entrustment contract

Term and Conditions	✓	Agreement to privacy collection (required)	✓
Agreement to privacy collection (optional)	✓	Personal information consignment	✓
Term and Conditions, Agree to all the privacy conditions.			✓

Create an Account

Step 2 – ХУВИЙН МЭДЭЭЛЭЛ ОРУУЛЖ ӨГНӨ.



Frequently Searched Keywords 표준과정, 종합과정, 코스넷 과정, 한국어 레벨 테스트

KOR ENG 中文

Login My class

Curriculum Learning Information Overall Curriculum Search Notice

Step 1 | condition agreement **Step 2 | Information** Step 3 | Completed

- Areas with * marks are required to be filled.
- * Specify capital and small letters for ID and password.

Enter user information

User ID *	<input type="text" value="Enter your E-mail"/>	Approval <input type="checkbox"/>
Password *	<input type="password" value="Enter your password"/>	8-20 letters including alphabet, number, and special characters. <input type="checkbox"/>
Confirm Password *	<input type="password"/>	<input type="checkbox"/>

Enter personal information

Nickname *	<input type="text" value="Enter nickname"/>	<input type="checkbox"/>
Name *	<input type="text" value="Sir Name"/> <input type="text" value="Name"/>	
Gender	<input checked="" type="radio"/> Male <input type="radio"/> Female	
Birthday	<input type="text" value="Select year"/> <input type="text" value="Month"/> <input type="text" value="Day"/>	<small>※ Under 14 years old is not allowed for website registration (based on Privacy Law Article 22 Clause 6)</small>
Mobile	<input type="text" value="KOREA"/> <input type="text"/>	<small>※ Enter numbers only.</small>
Nationality	<input type="text" value="KOREA, REPUBLIC OF"/>	
E-mail send out	<input checked="" type="radio"/> Yes <input type="radio"/> No	

Register

^

Хувийн мэдээлэл хэсгийн **User ID** –д өөрийн цахим хаягийг бүртгүүлэх бөгөөд **Approval** хийснээр тус цахим хаягаар баталгаажуулах код хүлээн авч баталгаажуулна.

Step 1 | condition agreement

Step 2 | Information

Step 3 | Completed

- Areas with * marks are required to be filled.
- * Specify capital and small letters for ID and password.

Enter user information

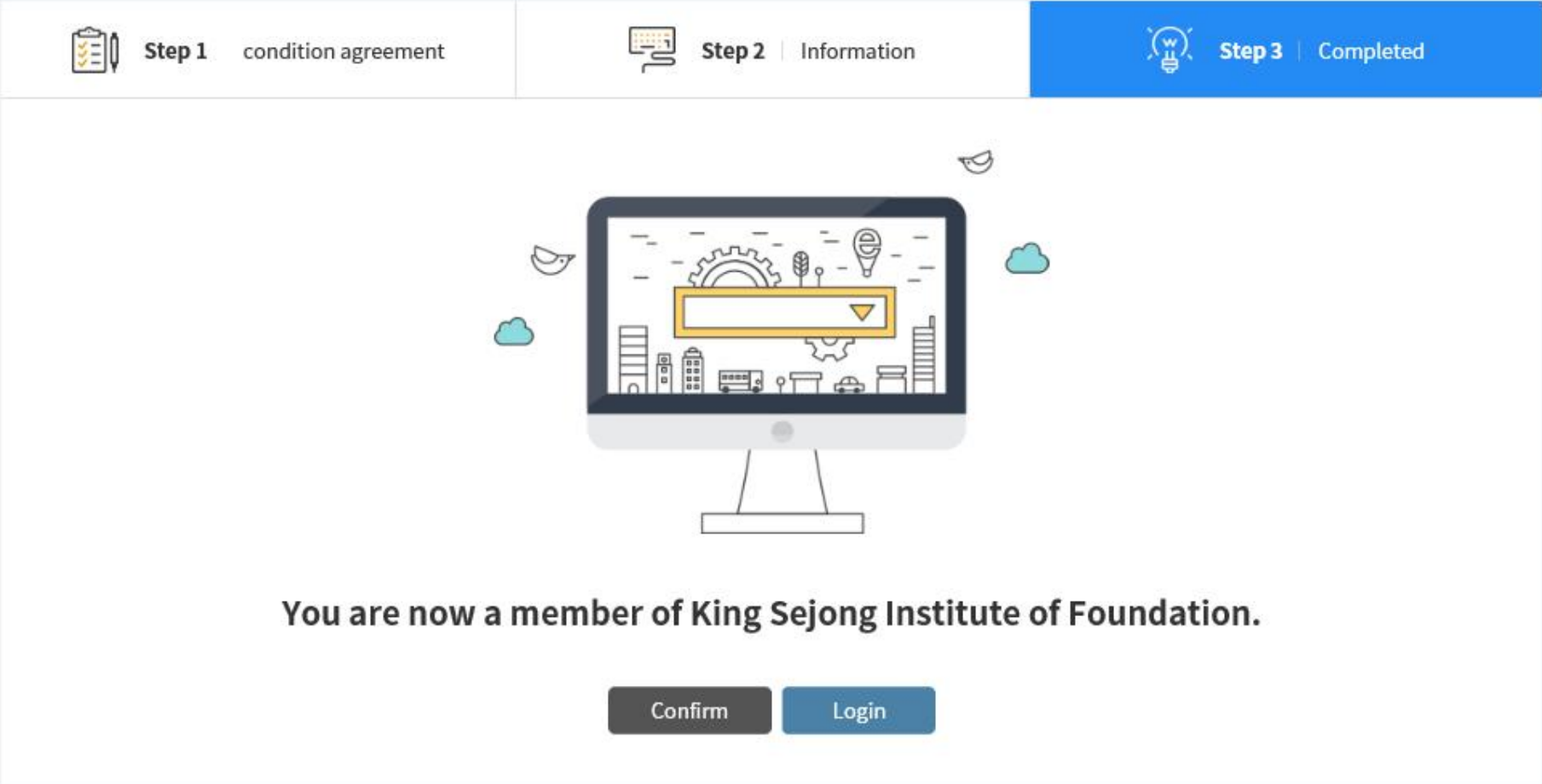
User ID *	<input type="text" value="sarnal.b0923@gmail.com"/>	Approval	✓
Password *	<input type="password" value="....."/>	8-20 letters including alphabet, number, and special characters.	Safety
Confirm Password *	<input type="password" value="....."/>		

Enter personal information

Nickname *	<input type="text" value="sarnal"/>	✓
Name *	<input type="text" value="buyantogtokg"/> <input type="text" value="sarnal"/>	
Gender	<input type="radio"/> Male <input checked="" type="radio"/> Female	
Birthday	<input type="text" value="1988"/> Year <input type="text" value="9"/> Month <input type="text" value="23"/> Day	※ Under 14 years old is not allowed for website registration (based on Privacy Law Article 22 Clause 6)
Mobile	<input type="text" value="MONGOLIA"/> <input type="text" value="96560252"/>	※ Enter numbers only.
Nationality	<input type="text" value="MONGOLIA"/>	
E-mail send out	<input checked="" type="radio"/> Yes <input type="radio"/> No	

Register

Step3 - Шаардлагатай хувийн мэдээллийг оруулсны дараа **Register** хийснээр бүртгэл хийж дуусна.



The image shows a registration completion screen. At the top, there is a progress bar with three steps: Step 1 (condition agreement), Step 2 (Information), and Step 3 (Completed). Step 3 is highlighted in blue. Below the progress bar, there is a central illustration of a computer monitor displaying a registration form with a dropdown menu. The monitor is surrounded by icons of a gear, a lightbulb, a cloud, and a smile. Below the monitor, the text reads: "You are now a member of King Sejong Institute of Foundation." At the bottom, there are two buttons: "Confirm" and "Login".

Step 1 | condition agreement

Step 2 | Information

Step 3 | Completed

You are now a member of King Sejong Institute of Foundation.

Confirm Login

Login

 дарж бүртгүүлсэн мэдээллээр нэвтэрч орно.

KOR ENG 中文

Login My class

Frequently Searched Keywords | 표준과정, 종합과정, 코스넷 과정, 한국어 레벨 테스트

Curriculum Learning Information

Overall Curriculum Search

Notice

Login



Login

Remember E-mail

[Register](#) [Search ID](#) [Search Password](#)

관련기관누리집



UB2 Sejong, MNG, 몽골 зэрэг түлхүүр үгээр хайлт хийж Улаанбаатар 2 Сэжун институтын хичээлийг харах БОЛОМЖТОЙ.

The screenshot displays the King Sejong Institute website interface. At the top left is the logo with the text "세종학당 King Sejong Institute". A search bar at the top center contains the text "UB2 Sejong", which is circled in yellow. To the right of the search bar are language selection buttons for "KOR", "ENG", and "中文", along with "Logout" and "My class" links. Below the search bar, there are two main sections: "Curriculum Learning Information" and "Overall Curriculum Search". The "Overall Curriculum Search" section features a large illustration of diverse people celebrating with balloons. On the right side, there is a "Notice" section with three items, each labeled "Lecture" and including a date (2020-03-17) and a count (937, 734, and 717 respectively). At the bottom of the page, there is a blue navigation bar with several hashtag buttons: "# 한국어", "# 초급", "# 중급", "# 고급", "# 회화", "# 어휘", and "# 문법".

Улаанбаатар 2 Сэжун институтын алсын зайн сургалтын хичээлийг **Regular Curriculum** хэсгээс сонгоно.

교원 테스트

Registration Period | 2020-04-07~2020-04-09
Lecture Period | 2020-04-08~2020-04-10

Regular Curriculum 3

+ 더보기

[몽골 Ulaanbaatar 2] 초급1A-1 Tsatsral

Registration Period | 2020-04-07~2020-04-15
Lecture Period | 2020-04-16~2020-05-22

[몽골 Ulaanbaatar 2] 중급 1A-1

Registration Period | 2020-04-07~2020-04-15
Lecture Period | 2020-04-16~2020-05-22

[몽골 Ulaanbaatar 2] 중급 2A-1

Registration Period | 2020-04-07~2020-04-15
Lecture Period | 2020-04-16~2020-05-22

Ангиудын хичээлийн нэр дараах байдлаар өгөгдсөн байгаагаас өөрсдийн хичээлийн хуваарь болон багшийн нэрийг нягталж хичээлээ сонгоно.

- Анхан 1-1 : [몽골 Ulaanbaatar 2] 초급 1A-1 Багшийн нэр MNG
- Анхан 1-2 : [몽골 Ulaanbaatar 2] 초급 1A-2 Багшийн нэр MNG
- Анхан 1-3 : [몽골 Ulaanbaatar 2] 초급 1A-3 Багшийн нэр MNG
- Анхан 1-4 : [몽골 Ulaanbaatar 2] 초급 1A-4 Багшийн нэр MNG

- Анхан 3-1 : [몽골 Ulaanbaatar 2] 초급 2A-1 Багшийн нэр MNG

- Дунд 1-1 : [몽골 Ulaanbaatar 2] 중급 1A-1 Багшийн нэр MNG

- Дунд 3-1 : [몽골 Ulaanbaatar 2] 중급 2A-1 Багшийн нэр MNG

Хичээлийн хуваарийн дагуу хичээлээ сонгон Apply, Store Interested Curriculum хэсгийг дарж тухайн хичээлд бүртгүүлнэ.

King Sejong Institute

Frequently Searched Keywords | 표준과정, 종합과정, 코스넷 과정, 한국어 레벨 테스트

KOR ENG 中文

Logout My class

Curriculum Learning Information Overall Curriculum Search Notice

Regular Curriculum [몽골 Ulaanbaatar 2] 중급...

세종한국어 5

Registration Period | 2020-04-07 ~ 2020-04-15

Registration Cancellation Period | 2020-04-07 ~ 2020-04-15

Lecture Period | 2020-04-16 ~ 2020-05-22

Review Period | 2020-04-16 ~ 2020-05-22

Lecture Fee | 29400

Apply Apply

Store Interested Curriculum

Curriculum Details

세종한국어 5권 중급 1A과정 듣고 말하기 읽고 쓰기, 성취도 평가 말하기 등으로 과정이 구성된다.

Detailed Curriculum Information

Education target | 울란바토르 2 세종학당 중급 1A-1 학습자 대상

Teacher | Sodno

자동 완성 기능이 될 양식에 인력하 항목을 기억하도록 하시겠습니까? [자동 완성에 대한 자세한 정보\(L\)](#)

예(Y) 아니요(N) x

Хичээлд Apply хийх товчийг дарснаар дараах хуудас гарч ирэх бөгөөд **확인** товчийг даран хичээлд бүртгүүлнэ.

The screenshot shows a web browser window with the URL <https://www.iksi.or.kr/lms/crse/crseApply.do#>. The page header includes the King Sejong Institute logo, a search bar, and navigation links for 'Logout' and 'My class'. The main content area is titled 'Regular Curriculum [몽골 Ulaanbaatar 2] 중급...' and features a 'Register?' dialog box with '취소' (Cancel) and '확인' (Confirm) buttons. Below the dialog, there are sections for 'Curriculum Details' and 'Detailed Curriculum Information'. The 'Detailed Curriculum Information' section includes a table with the following data:

Education target	울란바토르 2 세종학당 중급 1A-1 학습자 대상
Teacher	Sodnoo
Standard for	자율 완성 능력이 웹 양식에 입력한 항목을 기억하도록 하시겠습니까? 자율 완성에 대한 자세한 정보(L)

The bottom of the browser window shows the Windows taskbar with the date and time '오후 12:26 2020-04-09'.

Хичээлд бүртгүүлсэний дараа **My class** даран өөрийн бүртгүүлсэн болон сонирхож байгаа хичээлээ шалгах боломжтой.

The screenshot displays a mobile application interface with a dark blue sidebar on the left containing three icons: a message box, a certificate, and a gear for settings. The main content area is divided into two sections. The top section, titled "My class", shows three course cards with orange backgrounds. The first card is for "리투아니아 빌뉴스 초급1B 1반 채여진" (Lithuania Business Basic 1B 1st class full), the second for "[중국어]치치하얼 초급 1A 안미" ([Chinese] Chichihai Basic 1A Anmi), and the third for "[리투아니아 빌뉴스] 초급1A 3반 이미정" ([Lithuania Business] Basic 1A 3rd class Imjeong). Each card includes registration and lecture periods. Below these is a "My Favorite Curriculum" section with a yellow circle around a single card for "[몽골 Ulaanbaatar 2] 중급 1A-1" (Mongolia Ulaanbaatar 2 Intermediate 1A-1). To the right of this section is a "Feedback Alarm" section, both of which currently show "No contents to load". A bottom navigation bar with a home icon is visible at the bottom right.

Суралцагчийн бүртгүүлсэн хичээл багшийн бүртгэлийн системд дараах байдлаар харагдана.

Navigation sidebar:

- 계정
- 과정
- 콘텐츠
- 문제는행

Header: [몽골 Ulaanbaatar 2] 중급 1A-1 Enkhchimeg MNG > 수강생 > 리스트

Search and Filter:

분류선택 | 검색어를 입력하세요. | 검색 | +사용자 추가

	이름	아이디	분류	신청일자	상태	상세보기
<input type="checkbox"/>	buyantogtokg sarnai	sarnai.b0923@gmail.com	학습자	2020-04-09	<input type="checkbox"/> 미승인	

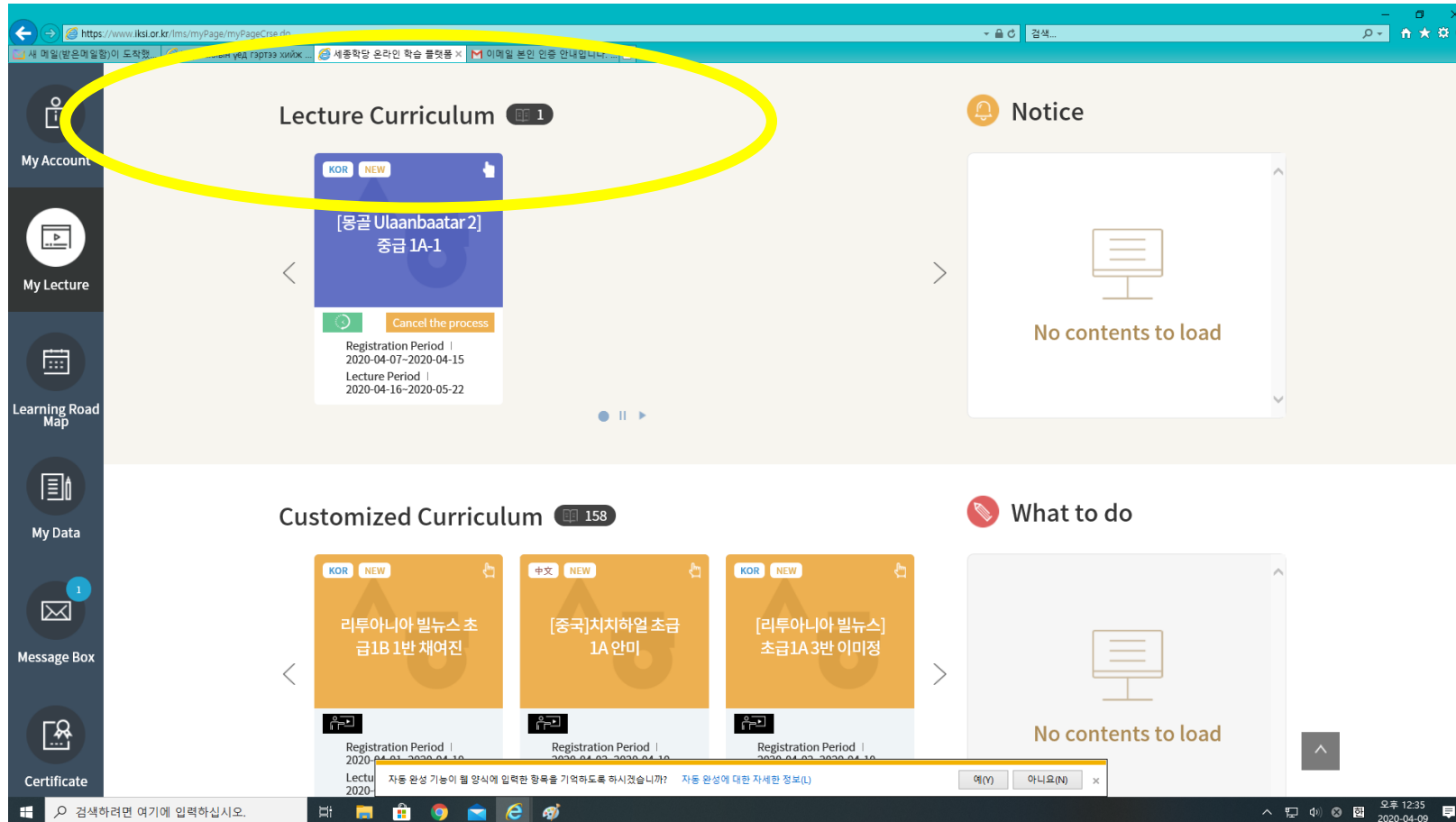
Page navigation: << 1 >>

Багш Улаанбаатар 2 Сэжун институтын сургалт хариуцсан албанаас авсан элсэгчдийн мэдээллийн дагуу өөрийн ангид бүртгүүлсэн суралцагчийг **Баталгаажуулалт** хийнэ.

The screenshot shows a web browser window with the URL <https://mngri.iksi.or.kr/mngr/crse/crseOperLmsAtnlList.do>. The page title is "[몽골 Ulaanbaatar 2] 중급 1A-1 Enkhchimeg MNG" and the breadcrumb is "수강생 > 리스트". The left sidebar contains navigation items: "계정", "과정", "콘텐츠", and "문제는형". The main content area has a search bar with "검색어를 입력하세요." and a search button. Below the search bar is a table with the following columns: "이름", "아이디", "분류", "상일자", "상태", and "상세보기". The table contains one row for a student named "buyantogtokg sarnai" with ID "sarnai.b0923@gmail.com", classification "학습자", registration date "2020-04-09", and status "승인". A yellow circle highlights the registration date and status. The bottom of the screen shows the Windows taskbar with the date and time "12:33 PM 4/9/2020".

이름	아이디	분류	상일자	상태	상세보기
buyantogtokg sarnai	sarnai.b0923@gmail.com	학습자	2020-04-09	승인	

Багшийн зүгээс Баталгаажуулалт хийсэн тохиолдолд суралцагчийн сонгосон хичээл **My class – Lecture Curriculum** хэсэгт бүртгэгдэж орно.



Баталгаажсан хичээл рүүгээ дарж ороход хичээлийн оролтууд харагдах бөгөөд хойно байрлах ногоон сумыг дарна.

The screenshot displays a web application interface for a course titled "교원 테스트" (Teacher Test). The browser address bar shows the URL: <https://www.iksi.or.kr/lms/lctrum/lctrumCrseSubjectList.do>. The interface features a dark blue sidebar on the left with navigation icons and labels: "Lecture Plan", "Join Lecture", "Lecture Road Map", "Notice", and "Community". The main content area is white and contains the following elements:

- 교원 테스트** (Teacher Test) title.
- Progress indicators: "0%" in a red box and a red arrow with "1".
- A yellow pencil icon and the text "화상 강의 교원 테스트" (Video Lecture Teacher Test).
- A "Status and Progress" section with a "Sequential Learning" button.
- A green box with "0%" and an illustration of a person pointing at a screen.

The bottom navigation bar is light gray and includes:

- "차시 1" (Lesson 1) and "교원 테스트" (Teacher Test) with a blue icon of a person at a computer.
- "Video Learning" with a person icon, a "0%" progress indicator, and a green arrow button.

Ингэснээр онлайн хичээл эхлэхээс 50 минутын өмнө хичээлд холбогдох линк идэвхжинэ.

차시 1 | 교원 테스트 | Video Learning 100%

How to use video learning

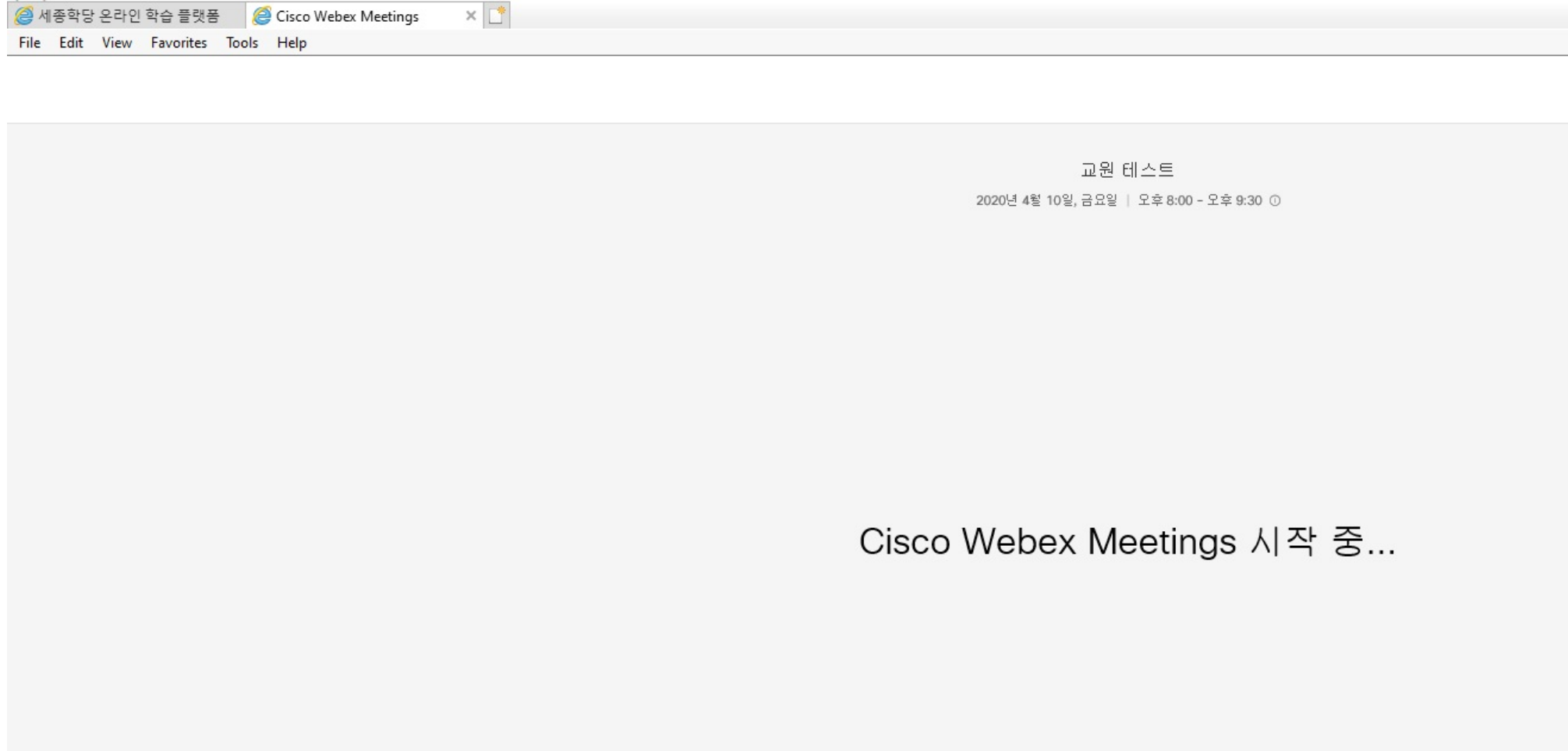
- The video lecture invitation E-mail is sent to member E-mail address a day before.
- Click [Enter] in the E-mail sent to join the video learning.
- You must enter lecture password to join the lecture.
- If you cannot join the lecture, please wait for few more minutes for the lecturer to join.

Lecture Subject	교원 테스트
Starting Time	2020-04-10 PM 01 시 / GMT+00:00, GMT (London)
Lecture Duration	30Minute
Lecture Room Link	https://iksi.webex.com/iksi/j.php?MTID=m3db3400cf6c7acd11ed29eb3cccd3a05
Lecture Password	0000
Attendance Check	Attendance

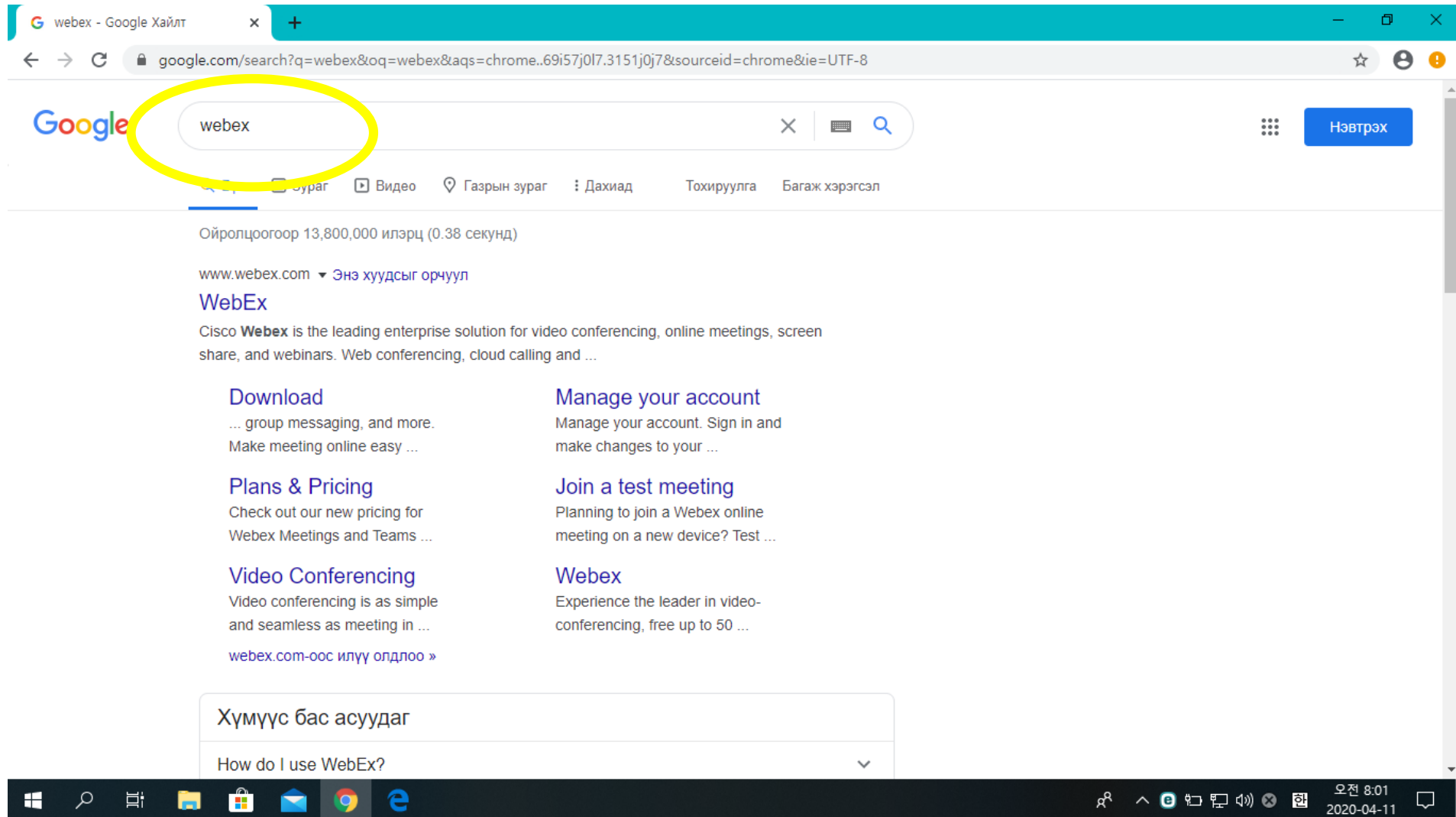
Enter

Видео хичээлийн холбогдох линк гарч ирнэ

Хичээлийн линкээр ороход **Webex-ээр** онлайн хичээлд холбогдно.



Онлайн хичээл сонсохын тулд өөрийн компьютер, таблет, ухаалаг утас зэрэг хичээл сонсох техник хэрэгсэлдээ Webex сайтыг суулгасан байх шаардлагатай.



Webex Meetings –ийг зааврын дагуу суулгаснаар ОНЛАЙН ХИЧЭЭЛД ХОЛБОГДОХ БОЛОМЖТОЙ БОЛНО.

Cisco Webex | Download

webex.com/downloads.html/

Products Webex Devices Plans & Pricing Learn

Host Join Sign in Start for Free

Get the Webex you need.

Webex Meetings

Looking for real time video conferencing?

- HD video for face-to-face meetings
- Flexible audio-only conference call options
- Easy screen sharing
- Meet across any device

Download for Windows

Also available here:

Download on the App Store GET IT ON Google Play

Webex Teams

Looking for messaging and team collaboration?

- One-on-one or group messaging
- Digital two-way whiteboarding
- Rich content and file sharing
- Video calling

Download for Windows

Download Teams VDI (Coming soon)

Also available here:

Download on the App Store GET IT ON Google Play

8:02

My class – Message Box хэсгийг ашиглан багштай чат үүсгэн харилцах даалгавар өгч, авах боломжтой.

The screenshot displays a web application interface. On the left is a dark blue vertical sidebar with several menu items, each with an icon and text: 'My Account' (person icon), 'My Lecture' (play icon), 'Learning Road Map' (calendar icon), 'My Data' (document icon), 'Message Box' (envelope icon with a blue notification bubble containing the number '1'), and a partially visible 'My Profile' (gears icon). A yellow circle highlights the 'Message Box' menu item. The main content area has a light gray header with a search bar containing 'Sender, View Details' and a magnifying glass icon. To the right of the search bar are three buttons: 'Message' (green), 'Message Sent' (gray), and 'Write Message' (gray). Below the header is a table with columns 'Category', 'Sender', 'Details', and 'Date'. The table contains one row with a checkbox, a red dot, the name 'Sodnomdorj Enkhimeg(e...', the text '안녕하세요', and the date '2020-04-09 13:33'. Below the table is a pagination control with buttons for first, previous, '1', next, and last. A green 'Delete' button is positioned below the pagination. At the bottom right of the page is a small gray button with an upward-pointing arrow.